

# How to Connect to Eduroam with iOS

1. On your iOS device, go to Settings
2. Select “Wi-Fi” (see Figure 1)
3. Select “Eduroam”
4. In the configuration window for Eduroam, provide your Username and Password (see Figure 2)
  - a. **Students, Faculty & Staff:** “Username” is your Mount Wachusett Community College username, followed by **@mwcc.mass.edu** (e.g. *jsmith2@mwcc.mass.edu*)
  - b. **Students:** “Password” is the same password that you use for iConnect  
**Faculty & Staff:** “Password” is the same password that you use for email
5. Tap “Join”
6. You will be prompted to trust a certificate – tap “Trust” (see Figure 3)

Your device should now be connected to the Eduroam wireless network.

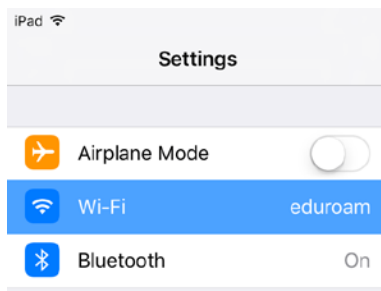


Figure 1

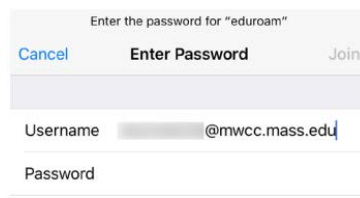


Figure 2




Figure 3